

Pure  Fit[®] SC



**Secure Aseptic
CONNECTIONS**

**outside
the cleanroom**

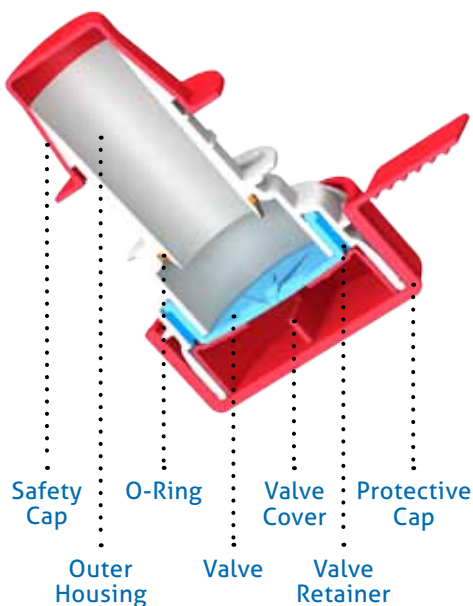
Connective technology that makes completely aseptic connections possible outside the cleanroom environment.

BENEFITS

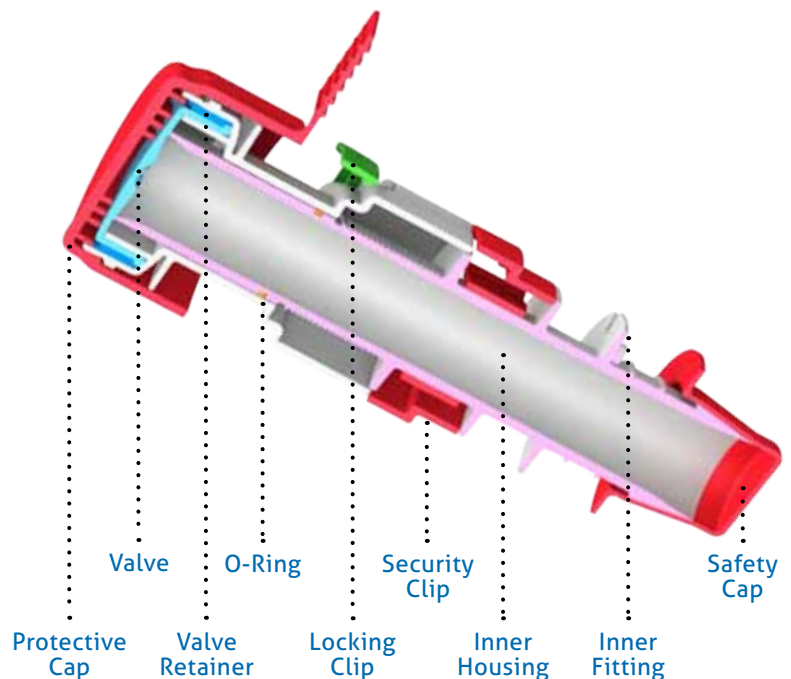
- > Silicone valve design leaves no gaps or residue, eliminating problems associated with other systems
- > Laser etched for complete lot traceability
- > Triple-redundant locking mechanism simplifies validation, reducing chances of operator error
- > Patented Pure-Fit® SIB® technology on barb connections ensures a completely smooth fluid path
- > Available in interchangeable 3/4" and 1" sizes for greater flow volume
- > Available in three interchangeable sizes (1/4", 3/8", 1/2") for step-down requirements
- > All components made of fully characterized, animal derivative-free and BPA-free materials
- > Easy-to-see laser-etched visual indicators confirm proper engagement
- > Can be sterilized via gamma irradiation or autoclaving



Outer Housing Assembly



Inner Housing Assembly



Pure-Fit® SC Selection Guide

Part Number	Configuration	Hose Barb inches (mm)	Length inches (mm)	Width inches (mm)	Quantity
PFSC250-CAM	Complete Assembly Set	1/4 (6.35)	5.72 (145.29)	1.58 (40.13)	25 per box
PFSC250-IHM	Inner Housing	1/4 (6.35)	4.23 (107.44)	1.48 (37.59)	25 per box
PFSC250-OHM	Outer Housing	1/4 (6.35)	2.00 (50.80)	1.58 (40.13)	25 per box
PFSC375-CAM	Complete Assembly Set	3/8 (9.53)	6.06 (153.92)	1.58 (40.13)	25 per box
PFSC375-IHM	Inner Housing	3/8 (9.53)	4.48 (113.79)	1.58 (40.13)	25 per box
PFSC375-OHM	Outer Housing	3/8 (9.53)	2.11 (53.59)	1.58 (40.13)	25 per box
PFSC500-CAM	Complete Assembly Set	1/2 (12.70)	6.17 (156.72)	1.65 (41.91)	25 per box
PFSC500-IHM	Inner Housing	1/2 (12.70)	4.56 (115.82)	1.65 (41.91)	25 per box
PFSC500-OHM	Outer Housing	1/2 (12.70)	2.14 (54.36)	1.58 (40.13)	25 per box
PFSC750-CAM	Complete Assembly Set	3/4 (19.05)	7.35 (186.69)	2.52 (64.00)	25 per box
PFSC750-IHM	Inner Housing	3/4 (19.05)	5.79 (147.07)	2.00 (50.80)	25 per box
PFSC750-OHM	Outer Housing	3/4 (19.05)	2.94 (74.67)	2.07 (52.59)	25 per box
PFSC1000-CAM	Complete Assembly Set	1 (25.40)	7.35 (186.69)	2.69 (68.33)	25 per box
PFSC1000-IHM	Inner Housing	1 (25.40)	5.79 (147.07)	2.00 (50.80)	25 per box
PFSC1000-OHM	Outer Housing	1 (25.40)	2.94 (74.67)	2.07 (52.59)	25 per box

Note: All parts are supplied double bagged and non-sterile.

Inner and outer housings for 3/4" and 1" are interchangeable for higher flow volume.

Inner and outer housings for 1/4", 3/8" and 1/2" sizes are interchangeable for step-down requirements.

Materials of Construction

Inner Housing (a)	PVDF
Outer Housing (a)	PVDF
Inner Fitting	PVDF
Valve	Platinum-Cured Silicone
Valve Retainer	PVDF
O-Ring	Platinum-Cured Silicone
Locking Clip	PVDF
Protective Cap	C-Flex®
Safety Cap	C-Flex®
Security Clip	C-Flex®
Valve Cover	PVDF

(a) Fluid Contact Path

Note: All materials of construction are animal derivative-free and BPA-free.

Validation

• USP Class VI • ISO 10993 • EP 3.1.9

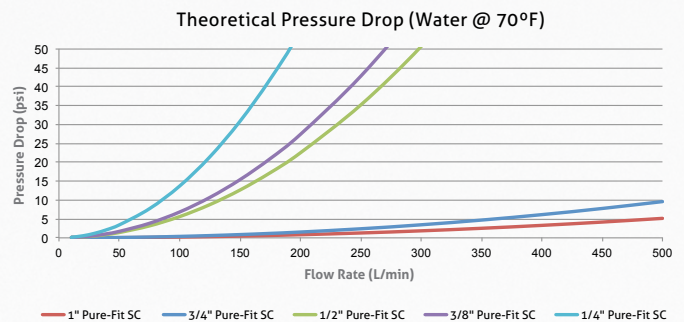
Sterilization Methods

Gamma Irradiation	up to 5.0 Mrad (50 kGy)
Autoclave	134°C, 60 Minutes (Excellent results on Autoclave Study: Residual Moisture Test)

Operating Conditions

Maximum Operating Pressure (Applicable when engaged)	psi (bar)
PFSC250 (1/4")	35 (2.41)
PFSC375 (3/8")	35 (2.41)
PFSC500 (1/2")	35 (2.41)
PFSC750 (3/4")	20 (1.38)
PFSC1000 (1")	20 (1.38)
Operating Temperature °F (°C)	32 (0) to 104 (40)
Storage Temperature °F (°C)	-40 (-40) to 77 (25)

Typical Flow Rate Data




Assembly Sequence for Pure-Fit® SC Connection


- 1 Remove the Inner Housing and Outer Housing Safety Caps.
- 2 Attach the Tubing and Retainers to the Pure-Fit® SIB® barbed ends.
- 3 Pull up the Tear Tabs, then remove the Protective Caps.
- 4 Turn valve cover counterclockwise until it stops. Pull out to remove.
- 5 Insert the Inner Housing into the Outer Housing; note lock size versus slot size.
- 6 Rotate the Inner Housing inside the Outer Housing to line up locks.
- 7 Fully insert Inner Housing locks into locking track window.
- 8 After insertion, rotate the Inner Housing clockwise in the Outer Housing until it locks.
- 9 Fully depress the Locking Clip against Inner Housing with your thumb.
- 10 Grasp Security Clip and pull tab away from the Inner Housing.
- 11 Push the Inner Housing into the Outer Housing until it stops.
- 12 Grasp the end of the Inner Fitting and rotate it clockwise until it locks.

The sanitary connection is complete and fluid can flow through the connection.


1




2




3



4



5



After

6



After


7



8




9



After


10



11



12



After



For more than four decades, Saint-Gobain and its family of companies have supplied the world with innovative, high-performance polymer products for the most demanding applications. Our tradition of excellence goes back almost 350 years through our parent company, Compagnie de Saint-Gobain, one of the world's top 100 industrial corporations, with operations in 64 countries. This successful corporation has been built with the single purpose of serving the customer and a commitment to quality and leadership in each of the industries served.



Saint-Gobain Performance Plastics
3910 Terry-Diane Street
Beaverton, MI 48612
USA
Tel: +1 (989) 435.9533
Toll Free: +1 (888) 367.0067
Fax: +1 (989) 435.9533
biopharm.saint-gobain.com

Pure Fit® SC

Secure Aseptic Connections outside the cleanroom

Contact us today for:

Consultations • Samples • Quotes • Orders

biopharm.saint-gobain.com



Pure-Fit®, SIB® and C-Flex® are registered trademarks.

IMPORTANT: It is the user's responsibility to ensure the suitability and safety of Saint-Gobain Performance Plastics tubing for all intended uses. Laboratory and clinical tests must be conducted in accordance with applicable regulatory requirements in order to determine the safety and effectiveness for use of tubing in any particular application.

For a period of 12 months from the date of first sale, Saint-Gobain Performance Plastics Corporation warrants this product to be free from defects in materials and workmanship. Our only obligation will be to replace any portion proving defective, or at our option, to refund the purchase price thereof. User assumes all other risk, if any, including the risk of injury, loss or damage, direct or consequential, arising out of the use, misuse, or inability to use, this product. THIS WARRANTY IS IN LIEU OF THE WARRANTIES OF MERCHANTABILITY, FITNESS FOR PARTICULAR PURPOSE, AND ALL OTHER WARRANTIES, EXPRESSED OR IMPLIED. No deviation is authorized.

Saint-Gobain Performance Plastics Corporation assumes no obligations or liability for any advice furnished by it, or for results obtained with respect to those products. All such advice is given and accepted at the buyer's risk.